

# STExC1X05R Alarm Horn & Xenon Strobe Beacon

The STExC1X05R is a UL, cUL, IECEx and ATEX certified alarm horn sounder with a compact, omni-directional horn and combined with a 5 Joule Xenon strobe beacon. The robust 316L stainless steel enclosure is approved for Zone 1, 2, 21 & 22 explosion proof signalling applications.

Featuring 64 alarm tone sounds, each of the available 4 stage/channels can be remotely triggered. Class D amplification provides a high sound output at optimum operating current. The threaded flameproof joint, multiple cable entries and duplicated, pluggable termination simplifies both installation and routine maintenance.

## Features

- Maximum sound pressure level output of 113dB(A)
- Choice of 64 alarm tone frequencies
- 4 remotely selectable alarm stages/channels
- Positive or negative line stage/channel switching
- Automatic synchronisation on multi-beacon & sounder systems
- User selectable strobe flash rates
- Field replaceable lens colour filter
- Ratchet adjustable 316 stainless steel bracket
- Triple cable entries
- Available with custom tone configurations and frequencies
- Robust corrosion proof 316L stainless steel enclosure

## Approvals

- UL/cUL - File ref: E230764
- IECEx ULD 16.0017X
- ATEX DEMKO 16 ATEX 1466X
- TR-CU Ex EAC certificate: RU C-GB.HA65.B.01252\_21
- INMETRO IEx 20.0156X

## Coding

- NEC / Class / Zone (24Vdc & 230Vac only)
  - Class I Zone 1 AEx db IIC T4 Ta -50°C to +70°C
  - Class I Zone 1 AEx db IIC T5 Ta -50°C to +50°C (AC: 48°C)
- CEC / Class / Zone (24Vdc & 230Vac only)
  - Class I Zone 1 Ex db IIC T4 Ta -50°C to +70°C
  - Class I Zone 1 Ex db IIC T5 Ta -50°C to +50°C (AC: 45°C)
- NEC / CEC Class / Div (24Vdc & 230Vac only)
  - Class I Div 2 ABCD T4 Ta -50°C to +70°C
  - Class I Div 2 ABCD T5 Ta -50°C to +50°C (AC: 45°C)
- IECEx / ATEX
  - II 2G Ex db IIC Gb T4 Ta -50°C to +70°C
  - II 2G Ex db IIC Gb T5 Ta -50°C to +50°C (AC: 45°C)
  - II 2D Ex tb IIIC Db T114°C Ta -50°C to +70°C (AC: T117°C)



## Specification

### Alarm Horn:

Maximum output:	113dB(A) @ 1 m +/- 3dB [107dB(A) @ 10ft/3m +/- 3dB]
Nominal output:	108dB(A) @ 1m +/- 3dB [104dB(A) @ 10ft/3m] +/- 3dB
No. of tones:	64 (UK00A / PFEER compliant)
No. of stages:	4
Volume control:	Full range
Effective range:	125m/410ft @ 1KHz
Voltages DC:	12Vdc (11.5-14Vdc), 24Vdc (20-28Vdc), 48Vdc (42-54Vdc)
Voltages AC:	230vac (220-240vac)
Stage switching:	DC units: negative or positive AC units: common supply line

### Strobe Beacon:

Energy:	5 Joules (5Ws)
Flash rates:	1Hz flash (60 fpm) 1.5Hz flash (90 fpm) Double flash (120 fpm)
Eff. Intensity:	143 cd* - measured ref. to I.E.S.
Peak Candela:	46,976 cd* - measured ref. to I.E.S.
Eff. Intensity:	250 cd - calculated from energy (J)
Peak Candela:	500,000 cd - calculated from energy (J)
Lens colours:	Amber, Blue, Clear, Green, Magenta, Red & Yellow
Tube life :	Emissions are reduced to 70% after 5 million flashes

### General:

Ingress protection:	EN60529: IP66
Enclosure material:	316L Stainless Steel
Enclosure colour:	Red (RAL3000)
Enclosure finish:	Chromate & powder coated finish
Cable entries:	3 x M20x1.5mm Stopping plugs included
Stopping plugs:	Stainless Steel
Terminals:	0.5 - 2.5mm <sup>2</sup> (20-14 AWG) Pluggable & duplicated terminals
Line monitoring:	Diode polarized for use in supervised circuits Blocking diode for reverse polarity monitoring
Ground/Earth stud:	M5
Line monitoring:	Blocking diode included EOL Min. 500 Ohm 2W, or 3k3 Ohm 0.5W resistor or diode (DC versions) can be fitted
Enclosure volume:	<2 litres
Installation temp:	-50° to +70°C (-58°F to +158°F)
Storage temp:	-50° to +70°C (-58°F to +158°F)
Relative humidity:	95% - Additional tropicalisation is recommended for applications where both high relative humidity and high ambient temperatures exist
Weight:	7.2kg/15.87lbs

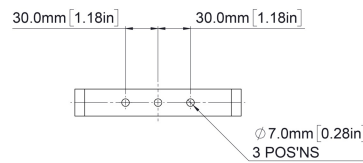
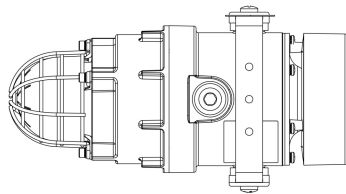
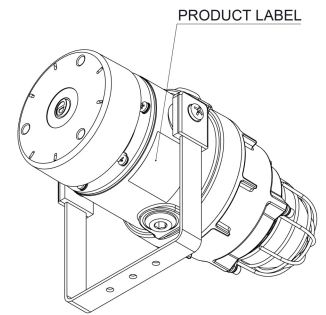
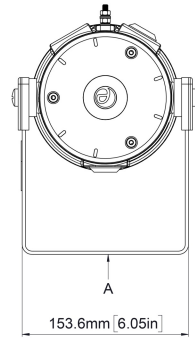
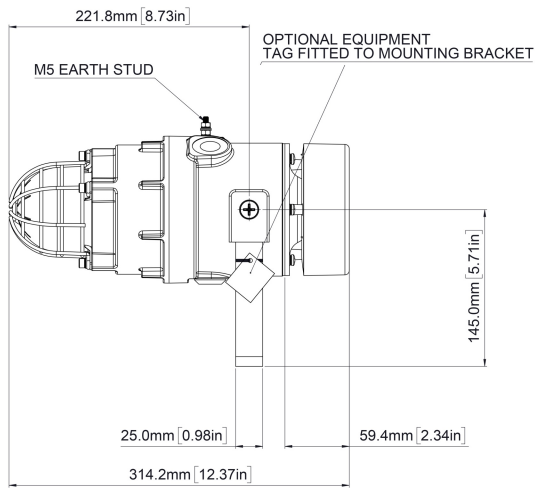
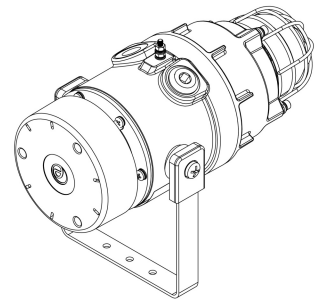
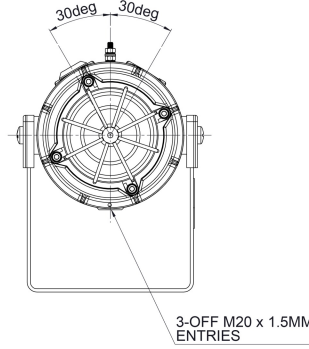
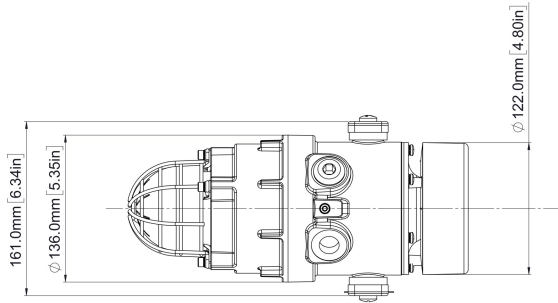
## Part Codes

### Part Code: Identifier: Description:

Product type:	STExC1X05	STExC1 Combined Alarm
Horn type:	R	Radial - omnidirectional horn
Voltage:	DC012	11.5-14Vdc
	DC024	20-284Vdc
	DC048	42-54Vdc
	AC230	220-240Vac
Cable entries: [e]	A	3 x M20x1.5mm
	B	2 x 1/2" NPT - adaptors
	C	2 x 3/4" NPT - adaptors
	D	2 x M25x1.5mm - adaptors
	E	1 x 1/2" NPT - adaptor
	F	1 x 3/4" NPT - adaptor
	G	1 x M25x1.5mm - adaptor
Stopping plug/ adaptor material: [m]	B	Brass
	N	Nickel Plated
	S	Stainless Steel (standard)
Bracket / Guard material: [s]	1	A4 316 Stainless Steel
	3	A4 316 St/St with Equip. Tag
Product version: [v]	A	UL, cUL, IECEx, ATEX, Ex EAC, INMETRO Note: UL, cUL approval not applicable to 12Vdc or 115Vac variants
Product option: [o]	1	Standard product
	T	Tropicalisation
	Z	Custom alarm tone software - contact E2S
	X	Custom configuration - contact E2S
	Y	Stage control Config. 4
	K	Stage control Config. 5 (DC) and Config. 2 (AC)
Enclosure colour: [x]	R	Red RAL3000
	G	Grey RAL7038
	S	Special colour - contact E2S
Lens colour: [y]	A, B, C	Amber, Blue, Clear
	G, M, R	Green, Magenta, Red
	Y	Yellow
Accessories:		
SP65-0001-A4		Pole Mount Bracket Kit 2" St/St A4 (316)
SP65-0003-A4		Sunshade - St/St A4 (316)

## Current Consumption

Nominal Voltage:	Voltage range:	Alarm Horn Nominal current:	Xenon Strobe Nominal current:	Combined Nominal current:	Combined Max. current:
12Vdc	11.5-14Vdc	221mA	678mA	885mA	920mA
24Vdc	20-28Vdc	185mA	323mA	508mA	555mA
48Vdc	42-54Vdc	115mA	198mA	325mA	420mA
230Vac	220-240Vac 50/60Hz	48mA	79mA	127mA	149mA



SCRAP VIEW IN DIRECTION A

## Tone table

S 1	Description	S 2	S 3	S 4
T1	1000 Continuous PFEER Toxic Gas	Any	T2	T44
T2	1200/500 @ 1Hz Sweeping DIN/PFEER P.T.A.P.	Any	T3	T44
T3	1000 @ 0.5Hz (1s on, 1s off) Intermittent PFE...	Any	T2	T44
T4	1.4KH-1.6KHz 1s, 1.6KHz-1.4KHz 0.5s NF C 48-265	Any	T24	T1
T5	544(100mS)/440 (400mS) NF S 32-001	Any	T19	T1
T6	1500/500 - (0.5s on , 0.5s off) x3 + 1s gap A...	Any	T44	T1
T7	500-1500Hz Sweeping 2 sec on 1 sec off AS4428	Any	T44	T1
T8	500/1200Hz @ 0.26Hz(3.3s on, 0.5s off) NEN 2575	Any	T24	T35
T9	1000 (1s on, 1s off)x7 + (7s on, 1s off) IMO ...	Any	T34	T1
T10	1000 (1s on, 1s off)x7 + (7s on, 1s off) IMO ...	Any	T34	T1
T11	420(0.5s on, 0.5s off)x3 + 1s gap ISO 8201 Te...	Any	T1	T8
T12	1000(0.5s on, 0.5s off)x3 + 1s gap ISO 8201 T...	Any	T1	T8
T13	422/775 (0.85 on, 0.5 off) x3 + 1s gap NFPA T...	Any	T1	T8
T14	1000/2000 @ 1Hz - Singapore	Any	T3	T35
T15	300 Continuous	Any	T24	T35
T16	440 Continuous	Any	T24	T35
T17	470 Continuous	Any	T24	T35
T18	500 Continuous IMO code 2 (Low)	Any	T24	T35
T19	554 Continuous	Any	T24	T35
T20	660 Continuous	Any	T24	T35
T21	800 Continuous IMO code 2 (High)	Any	T24	T35
T22	1200 Continuous	Any	T24	T35
T23	2000 Continuous	Any	T3	T35
T24	2400 Continuous	Any	T20	T35
T25	440 @ 0.83Hz (0.60s on, 0.60s off) Intermittent	Any	T44	T8
T26	470 @ 0.9Hz (0.55s on, 0.55s off) Intermittent	Any	T44	T8
T27	470 @ 5Hz (0.10s on, 0.10s off) Intermittent	Any	T44	T8
T28	544 @ 1.14Hz (0.43s on, 0.44s off) Intermittent	Any	T24	T8
T29	655 @ 0.875Hz (0.57s on, 0.57s off) Intermittent	Any	T44	T8
T30	660 @ 0.28Hz (1.80s on, 1.80s off) Intermittent	Any	T24	T8
T31	660 @ 3.3Hz (0.15s on, 0.15s off) Intermittent	Any	T24	T8
T32	745 @ 1Hz (0.50s on, 0.50s off) Intermittent	Any	T24	T8

S 1	Description	S 2	S 3	S 4
T33	800 (0.25s on, 1.00s off) Intermittent	Any	T24	T8
T34	800 @ 2Hz (0.25s on, 0.25s off) IMO code 3.a ...	Any	T24	T8
T35	1000 @ 1Hz (0.50s on, 0.50s off) Intermittent	Any	T24	T8
T36	2400 @ 1Hz (0.50s on, 0.50s off) Intermittent	Any	T24	T8
T37	2900 @ 5Hz (0.10s on, 0.10s off) Intermittent	Any	T24	T8
T38	363/518 @ 1Hz (0.50s/0.50s) Alternating	Any	T8	T19
T39	450/500 @ 2Hz (0.25s/0.25s) Alternating	Any	T8	T19
T40	554/440 @ 1Hz (0.50s/0.50s) Alternating	Any	T24	T19
T41	554/440 @ 0.65Hz (0.76s/0.76s) Alternating	Any	T8	T19
T42	561/760 @ 0.83Hz (0.60s/0.60s) Alternating	Any	T8	T19
T43	780/600 @ 0.96Hz (0.52s/0.52s) Alternating	Any	T8	T19
T44	800/1000 @ 2Hz (0.25s/0.25s) Alternating	Any	T24	T19
T45	970/800 @ 2Hz (0.25s/0.25s) Alternating	Any	T8	T19
T46	800/1000 @ 0.875Hz (0.57s/0.57s) Alternating	Any	T24	T19
T47	2400/2900 @ 2Hz (0.25s/0.25s) Alternating	Any	T24	T19
T48	500/1200 @ 0.3Hz (1.67s/1.67s) Sweeping	Any	T24	T12
T49	560/1055 @ 0.18Hz (2.73s/2.73s) Sweeping	Any	T24	T12
T50	560/1055 @ 3.3Hz (0.15s/0.15s) Sweeping	Any	T24	T12
T51	600/1250 @ 0.125Hz (4s/4s) Sweeping	Any	T24	T12
T52	660/1200 @ 1Hz (0.50s/0.50s) Sweeping	Any	T24	T12
T53	800/1000 @ 1Hz (0.50s/0.50s) Sweeping	Any	T24	T12
T54	800/1000 @ 7Hz (0.07s/0.07s) Sweeping	Any	T24	T12
T55	800/1000 @ 50Hz (0.01s/0.01s) Sweeping	Any	T24	T12
T56	2400/2900 @ 7Hz (0.07s/0.07s) Sweeping	Any	T24	T12
T57	2400/2900 @ 1Hz (0.50s/0.50s) Sweeping	Any	T24	T12
T58	2400/2900 @ 50Hz (0.01s/0.01s) Sweeping	Any	T24	T12
T59	2500/3000 @ 2Hz (0.25s/0.25s) Sweeping	Any	T24	T12
T60	2500/3000 @ 7.7Hz (0.65s/0.65s) Sweeping	Any	T24	T12
T61	800Hz Motor Siren	Any	T24	T12
T62	1200Hz Motor Siren	Any	T24	T12
T63	2400Hz Motor Siren	Any	T24	T12
T64	Simulated Bell	Any	T21	T12